

CIVIC LIFE IN AMERICA


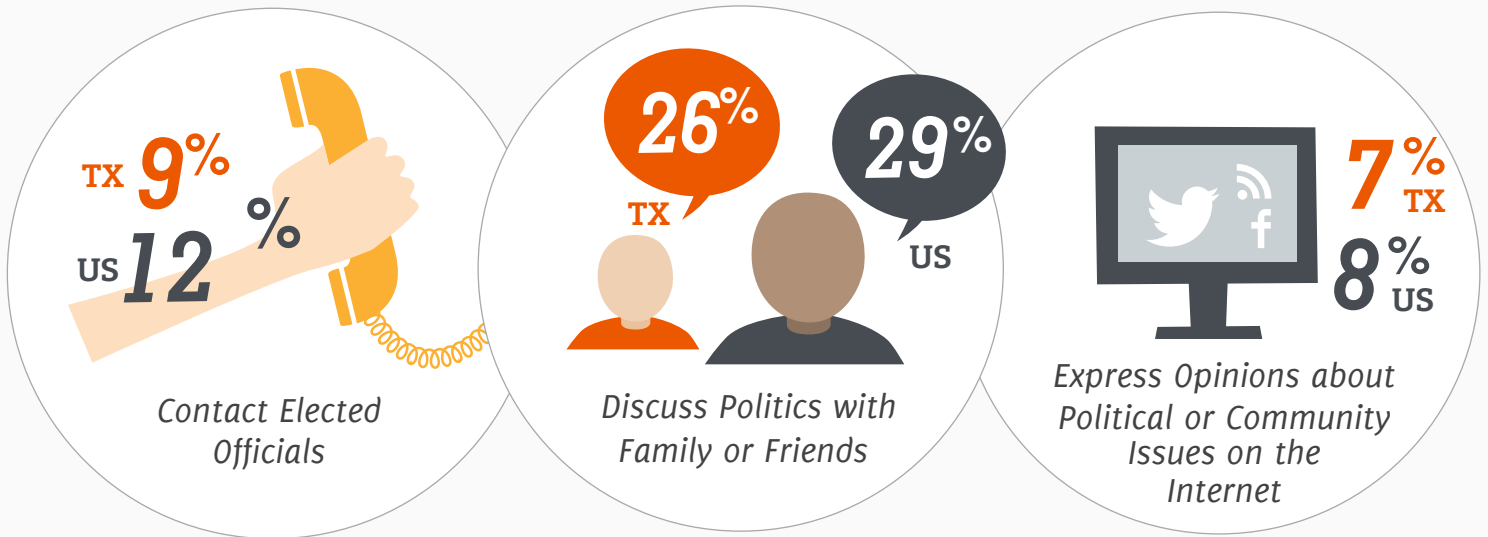
All rankings reflect where Texas residents rank among residents in the 50 states and Washington, DC



TEXAS VS. USA

Key: Texas USA Ranking in top half of states Ranking in bottom half of states

Political Action, 2011¹




Texas residents are ranked 49th for contacting elected officials



Texas residents are ranked 44th for discussing politics a few times a week or more

Electoral Participation, 2010²



Texas residents are ranked 51st for voter turnout



Texas residents are ranked 42nd for voter registration

TEXAS

36%

62%




USA

46%

65%

Social Connectedness, 2011¹

TX **US**
78% **79%**



See or Hear from Friends or Family, Whether In-Person or Not

TX **US**
50% **57%**



Trust most or all of the people in your neighborhood

A Few Times a Week or More Often



Exchange Favors With Neighbors

TX **US**
43% **44%**



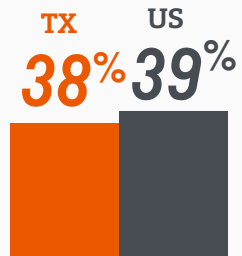
Talk to Neighbors



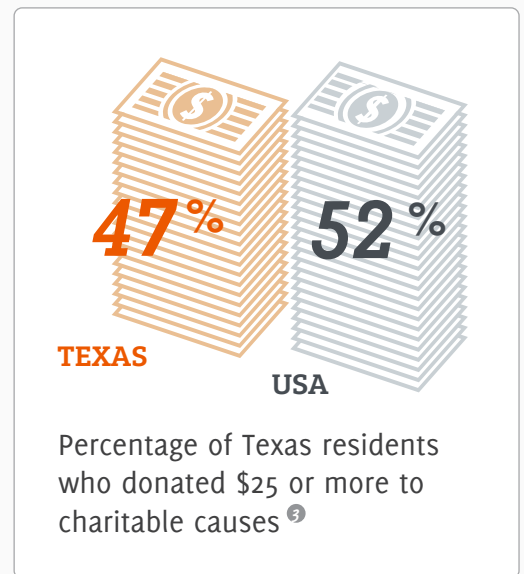
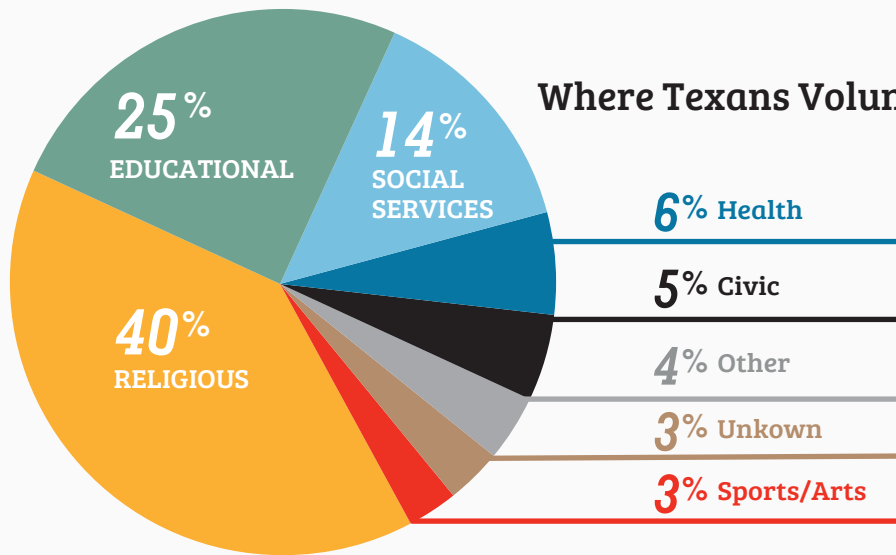
Participation in Formal/Informal Volunteering, 2011³



Texas residents are ranked 42nd for volunteering.



Participation in any group or organization



SOURCES

- 2011 Current Population Survey (CPS) November Civic Engagement Supplement, according to analysis provided by the Center for Information and Research on Civic Learning and Engagement (CIRCLE) at Tufts University
- 2010 CPS November Voting/Registration Supplement, according to analysis provided by CIRCLE
- 2011 CPS September Volunteering Supplement, according to analysis provided by CIRCLE
- 2011 CPS September Volunteering Supplement, according to Volunteering and Civic Life in America website (www.volunteeringinamerica.gov)